

JOHN F. KENNEDY PUBLIC SCHOOL



STUDENT'S HANDBOOK

Class: NURSERY

Session: 2019 – 2020

Name:

Books:

- **ENGLISH**
 - I begin with ABC
 - English Capital Letters
 - English Cursive small letters
- **HINDI**
 - Fun with writing skills हिन्दी स्वर और व्यंजन
 - Akshar Gyan
- **MATHS**
 - Let's learn numbers 1 – 100
- **DRAWING**
 - The Aesthetics Art & Activity – B
- **EVS**
 - Fun with Picture Dictionary (A)

- Rhymes and गीत माला – B

SYLLABUS

TERM 1 – April to September

ENGLISH

Oral

- General Conversation
- A – Z with examples
- Alphabet recognition in Capital Letters
- Picture Recognition
- Stories & Rhymes

Rhymes

- Prayer
- Chubby Cheeks
- Little Jack Horner
- One and One
- Little Miss Muffet
- Baby Talk
- Peter, Peter Pumpkin Eater
- Goosy, Goosy, Gander

Written

- A – Z in Capital Letters
- Write the first letter of the picture in Capital alphabet
- Circle the first letter of the picture in Capital alphabet
- Match the Capital Alphabet with pictures
- Fill Ups A – Z
- Dictation A – Z

Story

- The Hare and the Tortoise

HINDI

Oral

- अ - अ: उदाहरण सहित
- चित्र की पहचान
- अक्षर की पहचान
- कहानियाँ और कविताएँ

Rhymes

- जिसने सारा जगत बनाया
- हुआ सवेरा
- चंदा मामा दूर के
- बैठ फूल पर सुंदर तितली
- मोटूराम
- बंदर मामा
- मेरी बहना
- अजब तमाशा

Written

- अ - अ:
- चित्र के नाम का पहला अक्षर लिखो
- चित्र के नाम के पहले अक्षर पर घेरा लगाओ
- चित्र व अक्षर का मिलान
- खाली स्थान भरो अ - अ:

Story

- प्यासा कौआ

MATHS

Oral

- Counting 1 – 50
- Recognition of Numbers 1 – 50
- Count and Tell 1 – 10
- Missing Number 1 – 50
- Concepts
- Recognition of shapes – Circle, Square, Rectangle,
Triangle, Oval, Semicircle, Star

Written

- Counting 1 – 50
- Write the missing number 1 – 50
- Count and Write 1 – 10
- Count and Encircle 1 – 10
- Count and Match 1 – 10
- Count and Draw 1 – 10
- Concept of:
 - Empty – Full
 - More – Less
 - Far – Near
 - Long – Short
- Match the shapes with pictures.

E.V.S. (Written)

- Me and my body parts
- My family and my family tree
- My room
- My School and classroom
- Park
- Domestic animals
- Wild animals
- Birds
- Insects
- Water animals
- Concepts:
Hard – Soft
Up – Down
Inside – Outside
Front – Back

E.V.S. (Oral)

Questions related to the chapters.

DRAWING

- Page No. 3 – 17
- Free hand drawing – Shapes, Sun, Ice – cream, Stick, fish with shape, Hut, Tree

STORY TERM 1

ENGLISH

THE HARE AND THE TORTOISE



One day a hare and a tortoise decide to run a race. The hare said to the tortoise, “you are a slow fellow, you can’t win a race with me.”

The race began. The hare ran very fast. He left the tortoise far behind.

After a while, the hare took a nap. The tortoise moved on and on. He reached the winning post before the hare got up.

MORAL – Slow and steady wins the race.

HINDI

प्यासा कौआ



एक समय की बात है, एक कौआ प्यासा था । वह पानी की तालाश में इधर - उधर भटक रहा था । उसे एक घड़ा दिखाई दिया जिसमें पानी थोड़ा था । कौए ने देखा कुछ कंकड़ आस - पास है । उसने एक योजना बनाई और एक - एक करके कंकड़ उठाकर घड़े में डालने लगा और पानी ऊपर आ गया । कौए ने अपनी प्यास बुझाई और उड़ गया ।

शिक्षा - जहाँ चाह, वहाँ राह ।

TERM 2 – October to March

ENGLISH

Oral

- General Conversation
- *a – z* (cursive) with examples
- Alphabet recognition in Cursive Small Letters
- Picture Recognition
- Stories & Rhymes

Rhymes

- Busy Little Spider
- My Band
- Stop says The Red Light
- London Bridge
- Two Little Dicky Birds
- Tommy Tucker
- Hush – A – Bye, Baby

Written

- *a – z* in Small Cursive Letters
- Write the first letter of the picture in Cursive small letters
- Circle the first letter of the picture in Cursive small letters
- Match the Cursive Small Alphabet with pictures
- Fill Ups *a – z*
- Dictation *a – z*

Story

- The Lion and Mouse

HINDI

Oral

- अ - अः, क - न उदाहरण सहित
- चित्र की पहचान
- अक्षर की पहचान
- कहानियाँ और कविताएँ

Rhymes

- बीच सड़क पर कभी न जाओ
- मेरा घर
- चूँ - चूँ करती आई चिड़िया
- घड़ी
- कैसे स्कूल जाएँ
- गीदड़ की सगाई
- मेरी बिल्ली नीली - नीली

Written

- अ - अः, क - न
- चित्र के नाम का पहला अक्षर लिखो
- चित्र के नाम के पहले अक्षर पर घेरा लगाओ
- चित्र व अक्षर का मिलान
- खाली स्थान भरो अ - अः, क - न
- श्रुतलेख अ - अः, क - न

Story

- जैसे को तैसा

MATHS

Oral

- Counting 1 – 100
- Recognition of Numbers 1 – 100
- Count and Tell 1 – 10
- Backward Counting (10 – 0)
- Concepts

Written

- Counting 1 – 100
- Write the missing number 1 – 100
- Count and Write 1 – 10
- What comes after & between 1 – 20
- Dictation 1 – 100
- Backward Counting (10 – 0)
- Concept of:
Ordinal Numbers (Ist, IInd, IIIrd)
Heavy – Light
Same – Different

E.V.S. (Written)

- Transport
- Fruits
- Vegetables
- Our community helpers
- Food we eat
- Junk food
- Actions / Toys
- Good habits
- Good manners
- Festivals
- Concepts
 - Left – right
 - Wet – dry
 - Slow – fast
 - Day – night

E.V.S. (Oral)

Questions related to the chapters.


DRAWING

- Page No. 18 – 32
- Free hand drawing – Umbrella, Ice – cream cone, Candle, Apple, Cup

STORY TERM 2

ENGLISH

THE LION AND THE MOUSE




Once, a rat disturbed a sleeping lion. The lion got angry. He wanted to kill the rat but spared his life because the rat promised to help him.

One day the lion was caught in a hunter's net. The rat came and cut the net into pieces and did free the lion from net.

MORAL – Do Good, Have Good.

HINDI

जैसे को तैसा



किसी जंगल में एक हाथी रहता था । वह रोज़ नदी में स्नान करने जाता था । रास्ते में एक दरज़ी उसे रोज़ एक केला खिलाता था ।

एक दिन दुकान पर दरज़ी का लड़का बैठा था । लड़के ने केले के स्थान पर हाथी की सूँड में सुई चुभा दी ।

नहाने के बाद गुस्से में हाथी ने सूँड में गंदा पानी भर लिया ।

हाथी ने दुकान में लटके हुए कपड़ों पर सूँड से गंदा पानी डाल दिया । नए कपड़े गंदे हो गए । लड़के को अपने किए पर पछतावा हुआ ।

शिक्षा - जैसे को तैसा ।


KNOW YOUR FESTIVALS

BAISAKHI



New Year starts from this day. All the Sikhs wear saffron coloured clothes on this day. It is a popular festival of Punjab and people celebrates it by singing and dancing. It is time for harvest.

INDEPENDENCE DAY



15th August is our Independence Day. Our country India got freedom on 15th August 1947. We hoist our National Flag on this day. There are three colours in our National Flag—Saffron, White and Green.

RAKSHA BANDHAN—RAKHI



Rakhi is a festival of brother and sister. Sister ties a thread on her brother's wrist. Brother in return gives her gift and promise to protect her.

JANMASHTAMI



Janmashtami is a festival celebrating the birth of Lord Krishna. Temples are decorated with flowers and lights. It is celebrated by breaking “Matki” filled with curd and butter.

TEACHER'S DAY




Teacher's Day is celebrated on 5th September. It is the birthday of Dr. S. Radhakrishnan. He was the second President of India and an outstanding teacher.

EID—UL—FITR




It is one of the biggest festival of the Muslims. Muslims wear new clothes on this day. They go to Mosque to pray. 'Seviyan' is prepared on id and is distributed among friends and relatives. They wish each other EID MUBARAK.

GANDHI JAYANTI



Gandhi Jayanti is celebrated on 2nd October as the birth anniversary of Mahatma Gandhi (Father of Nation). Mahatma Gandhi was popularly known as ‘Bapu’. He was preacher of non – violence and truth.

DUSSHERA



It is celebrated in autumn season. The festival marks the victory of Rama over Ravana. It is on this day that effigies of Ravana, Kumbhkaran and Meghnadh are burnt. This day is celebrated with great joy.

DEEPAWALI



Deepawali is a festival of lights. Lord Rama returned back to his home after exile along with his wife Sita and his brother Laxman.

CHILDREN'S DAY: 14th NOVEMBER



Chacha Nehru's Birthday is celebrated as Children's Day because he loved children very much. Chacha Nehru's favourite flower was Rose.

GURU PURAB




It is the biggest festival of Sikhs. It is celebrated on the birthday of Guru Nanak Dev. He was the founder of Sikh religion.

CHRISTMAS

Christmas is celebrated on 25th December. It is birthday of Jesus Christ. Santa Claus comes and distributes gifts to the children. Children used to sing this carol:

Jingle Bell ! Jingle Bell !
Jingle all the way!

Santa Claus is coming
along
Riding on a sleigh...



LOHRI



Lohri is celebrated on 13th January. It is celebrated with a bonfire and Lohri songs. It is observed the night before Makar Sankranti. It is celebrated in almost all the parts of north India.

REPUBLIC DAY—26th JANUARY



President of India hoists the National Flag and we enjoy the Republic Day Parade which is the attraction of the day.

HOLI



It is the festival of colours. It is celebrated for two days. Bonfires are lit in the evening of the first day. The second day is a day of fun and merriment. People apply gulal on each other's face. Children like to throw coloured water on each other.

LIST OF HOLIDAYS 2019- 20

S.NO.	DATE & DAY	EVENT
1.	14 April 2019 (Sunday)	Baisakhi
2.	16 May 2019 to 30 June 2019	Summer Vacations (School will re-open on 1 st July 2019 – Monday)
3.	12 August 2019 (Monday)	Id-ul-zuha
4.	15 August 2019 (Thursday)	Independence Day/ Raksha Bandhan
5.	24 August 2019 (Saturday)	Janamashtami
6.	2 October 2019 (Wednesday)	Gandhi Jayanti
7.	7 October 2019 – 8 October 2019	Dusshera Break (School will re-open on 9 th October 2019 – Wednesday)
8.	17 October 2019 (Thursday)	Karva Chauth
9.	26 October 2019 to 29 October 2019	Diwali Break (School will re-open on 30 th October 2019 – Wednesday)
10.	1 November 2019 (Friday)	Haryana Day
11.	10 November 2019 (Sunday)	Id-ul-milad
12.	12 November 2019 (Tuesday)	Guru Nanak Jayanti
13.	25 December 2019 (Wednesday)	Christmas

Class: Nursery

14.	29 December 2019 to 5 January 2020	Winter Break (School will re-open on 6 th January 2020 – Monday)
15.	14 January 2020 (Tuesday)	Makar Sankranti
16.	26 January 2020 (Sunday)	Republic Day
17.	29 January 2020 (Wednesday)	Vasant Panchami
18.	21 February 2020 (Friday)	Maha Shivratri
19.	10 March 2020 (Tuesday)	Holi

- Every Saturday will be a holiday for Classes Pre – Nursery to II.
- Every Second & Forth Saturday of the month is a holiday for Classes III to XII.